

Personal, Social and Emotional Development

- To confidently settle into Year R.
- To separate from parent or carer confidently.
- To begin to negotiate with others.
- To play co-operatively with others.
- To tidy away equipment independently.
- To begin to respect the right for other children to play.
- To begin to be aware and follow whole class routines.
- To build good relationships with adults and other children.
- To listen to and follow a simple instruction.



FAIRISLE LEARNING NEWS YEAR R AUTUMN 1

Welcome to Year R! The children are enjoying getting to know each other and are settling into school routines.

This half term our Learning Themes include 'Who are you?', 'Percy the Park Keeper', 'The Gruffalo' and 'Room on the Broom'.

Every half term we like to keep you informed about what the children will be learning. If you have any questions please speak to your child's class teacher.



Article 31 Every child has the right to play and rest.



Article 28 Every child has the right to learn.



Physical Development

- To begin to use tools, i.e. pencils, scissors, etc, correctly and safely.
- To travel in a variety of ways..
- To move freely with pleasure and confidence.
- To learn to manage own toileting and hygienic needs.
- To begin to dress and undress for P.E..



Mathematical Development

- To join in with number rhymes and songs. For example, 10 green bottles, 5 little speckled frogs.
- To touch count 5 objects accurately and beyond.
- To recognise numbers in different places and make sets of objects.
- To explore and talk about 'flat' 2D shapes and find them in the environment. For example, a clock is a circle shape.



Literacy

- To recognise their name from a set of names.
- To learn to recognise, say and write sounds of the letters s,a,t,p,l,n,m,d,g,o, k.
- To copy some letters, i.e. letters from their name.
- To handle books with care.
- To attribute meaning to marks.
- To understand that writing is different from pictures.
- To talk about a story they have listened to.
- To sequence simple events in a story.



Communication and Language

- To listen to stories and to our friends in small groups.
- To focus our attention during carpet time.
- To respond to simple instructions.
- To begin to re-tell events in the correct order.

Understanding of the World

- To use simple technological toys such as CD player, camera and Interactive Whiteboard.
- To begin to talk about things that make them special.
- To recognise and describe friends and family.
- To talk about own likes and dislikes.
- RE Concept—Celebration: To learn about how Christians celebrate Harvest festival.



Expressive Arts & Design

- To make pictures using a variety of mark making equipment.
- To explore a variety of musical instruments.
- To use a variety of construction materials (i.e. Lego, Duplo, Sticklebricks).
- To use natural materials to create pictures. For example, making pictures using sticks.
- To sing some familiar songs.




Learning Links

Home Learning Challenges

Please choose at least one of the challenges below to complete and post an observation on Tapestry!


Reading

- Try to read a story or colour banded book daily. In the early stages of reading, encourage children to look for any letters that they recognise and talk about the story using the pictures.

 Spot some sounds! Write a Tapestry Observation to tell us what sounds you spotted and where!


Writing

- Help your child to read, recognise and write their name.
- Support your child to hold a pencil correctly using a tripod grip (with three fingers).
- Help your child to begin to write their name, using a capital letter and lower case letters.

 Rainbow writing—Write your name in a creative way. Take a photo and post an observation on Tapestry!


Maths

- Look for numbers in the environment
- Count things in everyday life, i.e. stairs, apples, busses, etc.
- Begin to understand and use the language of more and less

 Number spotter! Write a Tapestry Observation to tell us what numbers you spotted and where!


Physical Development—Real PE

- On the way to school or in the playground, try riding a pretend trike/bike in lots of different ways using your feet.
- Try standing on 1 leg and stare at your favourite teddy for 10 seconds - If you wobble they win/if you don't wobble you win!

 Get active! Take a photo and post an observation on Tapestry!

Health and Self-Care

- Support your child to dress and undress independently, ready for P.E.
- Practise putting on your coat and doing up your zip or buttons.

 Quick Zip! How fast are you at putting on your coat? Take a video and post an observation on Tapestry!

Personal, Social and Emotional Development

- Play a turn taking game.
- Communication an Language
- Look at a picture or a book cover together. Model speaking in full sentences as you talk about what you can see. For example, 'I can see a car.'

 I spy! Draw a picture and write a sentence that your child says. Post this in an observation on Tapestry

Useful links

School website: <http://www.fairisle-inf.co.uk>
Phonics: Youtube—alphablocks / phonics songs in order

Tapestry: <https://tapestryjournal.com>
Number: Youtube—numberblocks