

# Key stage 1

# Phonics Screening Practice

## Set 6

blurst



zoo

chom



cloud


# Guidance

This document will help your child prepare for the statutory phonics screening test.


It contains a mixture of real words and pseudo-words (nonsense words), just like the real test they will take in school.

All pseudo-words are accompanied by a picture of an imaginary creature. This provides context for the child (naming the imaginary creature) to ensure that they are not trying to match the pseudo-word to a word in their vocabulary.


bim




tox



klape



gloy




bike

cup


glass

ape


shap




hoft



quesh



hoth



train

board


sprout

cook


mizz




telp



fino



yox




house

bush


scarf

elephant

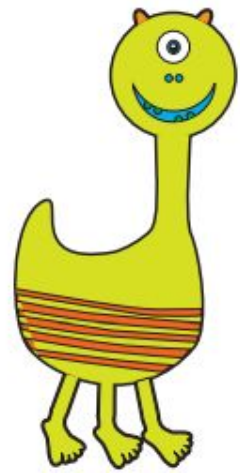
drap



nilk



sest



yape



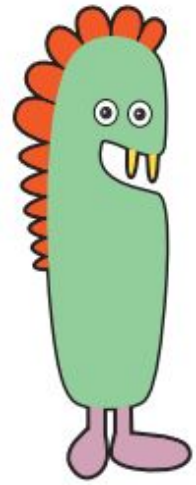
crayon

monkey


queue

dimple


drope




boud



tury



porg



ghost

tree

bigger

lamp



*Mr P's Resources*