

# Key stage 1

## Phonics Screening Practice

Set 2

blurst



zoo

chom



cloud


# Guidance

This document will help your child practise for the statutory phonics screening test.


It contains a mixture of real words and pseudo-words (nonsense words), just like the real test they will take in school.

All pseudo-words are accompanied by a picture of an imaginary creature. This provides context for the child (naming the type of imaginary creature) to ensure that they are not trying to match the pseudo-word to a word in their vocabulary.


woid




ump



proy



yaup




*chill*

*start*


*best*

*grit*


thisk




phode



scund



froe



shin

gang


week

hooks


spirl




cobweeb



shrop



quape




*strap*

*trains*


*blank*

*scribe*

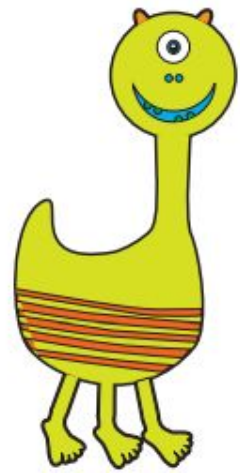
smizz




blinch



snoul



luft



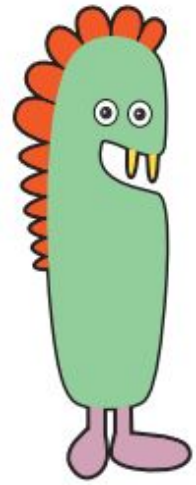
phone

rusty


dentist

starling


whunkey




prinker



thunk



grelt



day

slide

newt

finger



*Mr P's Resources*