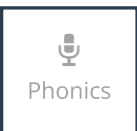




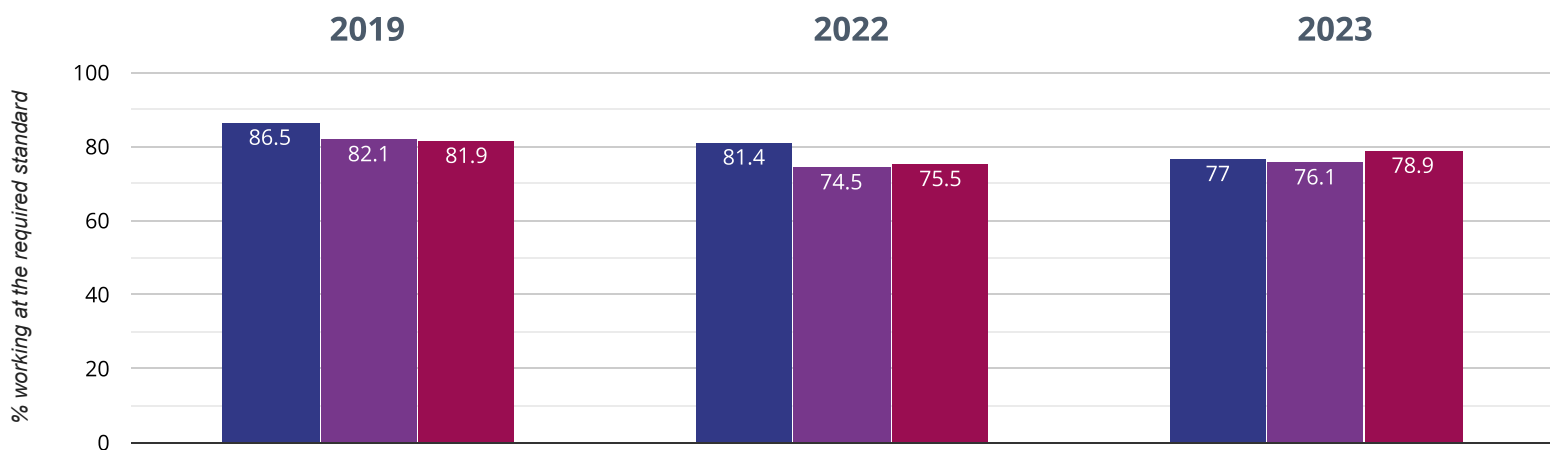
If you have any queries regarding the data within the Real Time Data graphs, please **contact your Local Authority.**

# FAIRISLE INFANT AND NURSERY SCHOOL

Brought to you by [the NCER](#)



## Year 1: Working At



**77% in 2023**

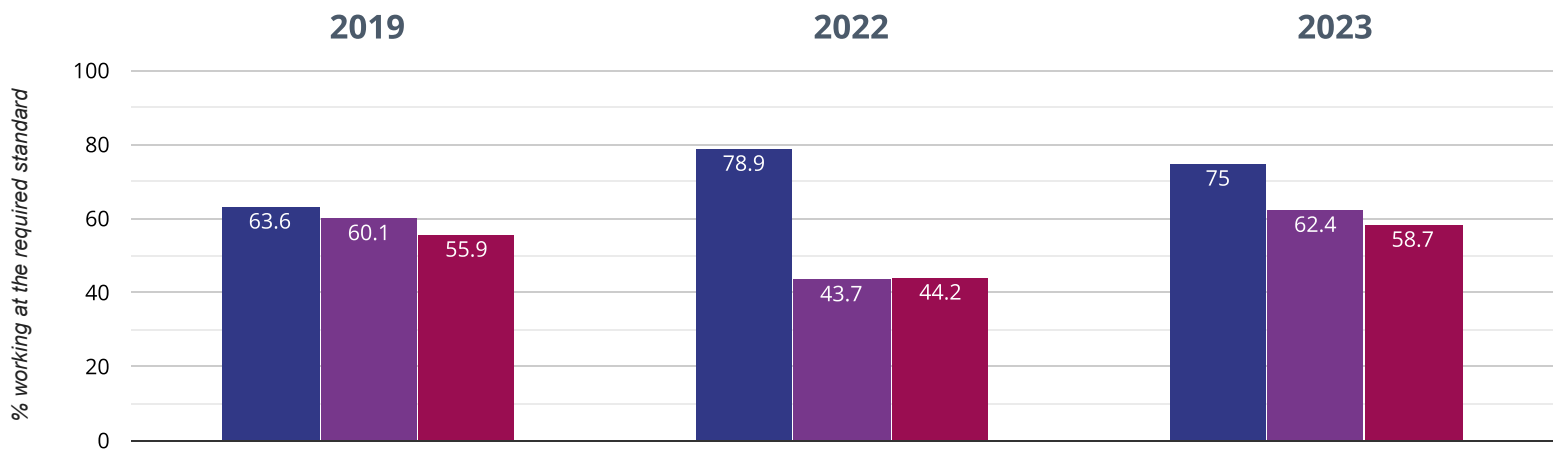
**4.4% points drop since 2022**

**9.5% points drop since 2019**

■ Fairisle Infant and Nursery School    ■ Southampton (51)

■ NCER National (16571)

# Year 2: Working At



**75% in 2023**

**3.9% points drop since 2022**

**11.4% points rise since 2019**

■ Fairisle Infant and Nursery School    ■ Southampton (51)

■ NCER National (16162)